


Rittal – The System.

Faster – better – everywhere.

► Hygienic Design – Interior installation



ENCLOSURES

POWER DISTRIBUTION

CLIMATE CONTROL

IT INFRASTRUCTURE

SOFTWARE & SERVICES

FRIEDHELM LOH GROUP



Hygienic Design

Accessories

Rails for interior installation

for HD compact enclosures

For mounting on the existing threaded bolts.
With TS system punchings on three sides.

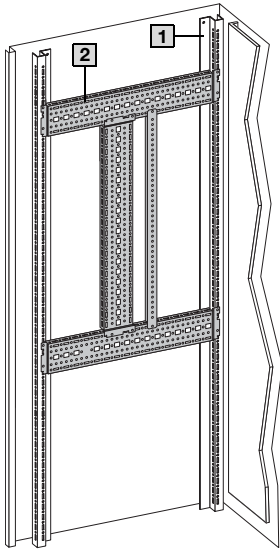
Material:

– Sheet steel, zinc-plated

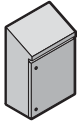
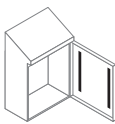


Supply includes:

– Assembly parts

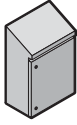



Length mm	Packs of	Model No.	Cat. 35, page
510	4 pc(s).	5001.050	716
710	4 pc(s).	5001.051	716
910	4 pc(s).	5001.052	716
1110	4 pc(s).	5001.053	716

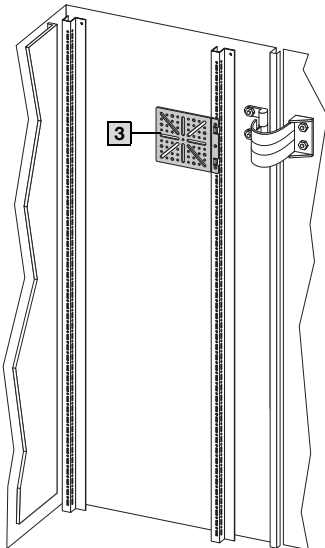


Interior installation, door

Enclosure	1	1	1
			
Model No.	Model No.		
1316.600	5001.052	5001.050	5001.050
1317.600	5001.053	5001.051 5001.050	5001.051 5001.050

Interior installation, enclosure

Enclosure	1	2	3
	Rails for interior installation 	TS punched section with mounting flange 17 x 73 mm 	Mounting plates 
Model No.	Model No.	Model No.	
1308.600 1310.600 1315.600	5001.050	–	
1316.600	5001.052	8612.130 (only on lock side)	8612.400 8612.410
1317.600	5001.053	8612.130 (only on lock side)	8612.400 8612.410



Hygienic Design


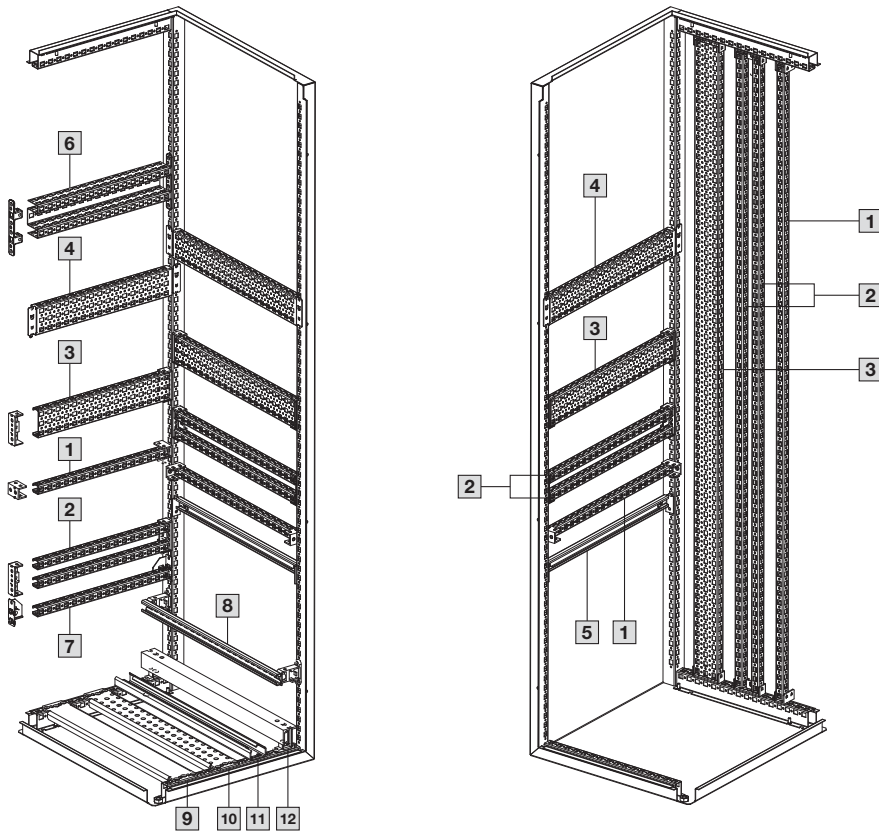
Interior installation – system enclosure HD

Rail systems

		Cat. 35, page
1	PS punched rail 23 x 23 mm with mounting bracket	721/730
2	PS punched rail 23 x 23 mm with support bracket PS (with one or two mounting rails 23 x 23 as an option)	721/731
3	PS punched section without mounting flange 23 x 73 mm with support bracket PS	722/731
4	PS punched section with mounting flange 23 x 73 mm	723
5	C rail for TS	724
6	TS punched section without mounting flange 45 x 88 mm	719
7	PS punched rail 23 x 23 mm with angle bracket PS	721/731
8	C rail 30/15 with bracket/spacer	723
9	Support rail, unslotted	724
10	Support rail, slotted	724
11	System support rail	724
12	Cable clamp rail – right-angle section	783

Note:

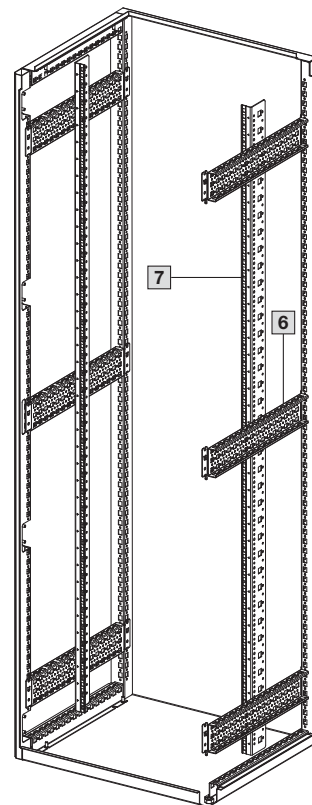
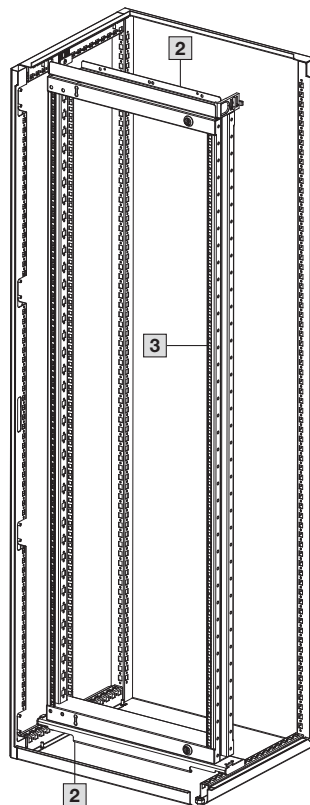
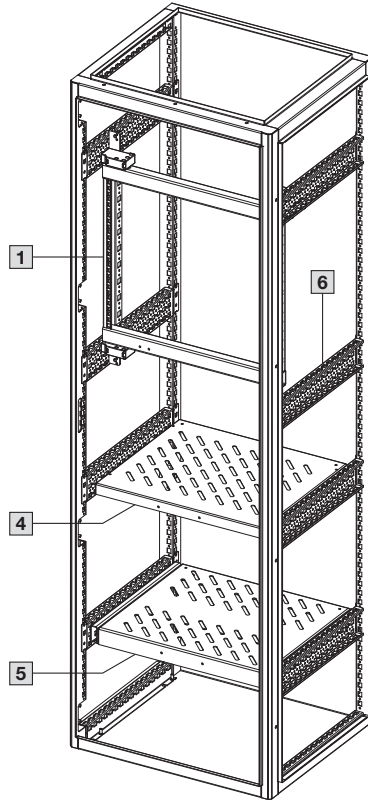

- Images 1 – 12 show details of applications in the TS 8 baying system



Hygienic Design

Interior installation – system enclosure HD

Swing frame, component shelf, mounting angles



		Cat. 35, page
1	Swing frame, small, with installation kit	796
2	Installation kit for swing frames, large, for TS/SE enclosures	797
3	Swing frame, large, without trim panel, for 600 mm wide enclosures	797
4	Component shelf for frame attachment 50 kg	739
5	Component shelf for frame attachment 100 kg	739
6	PS punched section with mounting flange 23 x 73 mm	723
7	Mounting angles – 482.6 mm (19)	804

Note:

- Images 1 – 7 show details of applications in the TS 8 baying system

Rittal – The System.

Faster – better – everywhere.

- Enclosures
- Power Distribution
- Climate Control
- IT Infrastructure
- Software & Services

You can find the contact details of all Rittal companies throughout the world here.



www.rittal.com/contact

ENCLOSURES

POWER DISTRIBUTION

CLIMATE CONTROL

IT INFRASTRUCTURE

SOFTWARE & SERVICES



FRIEDHELM LOH GROUP