


IT infrastructure

IT rack systems

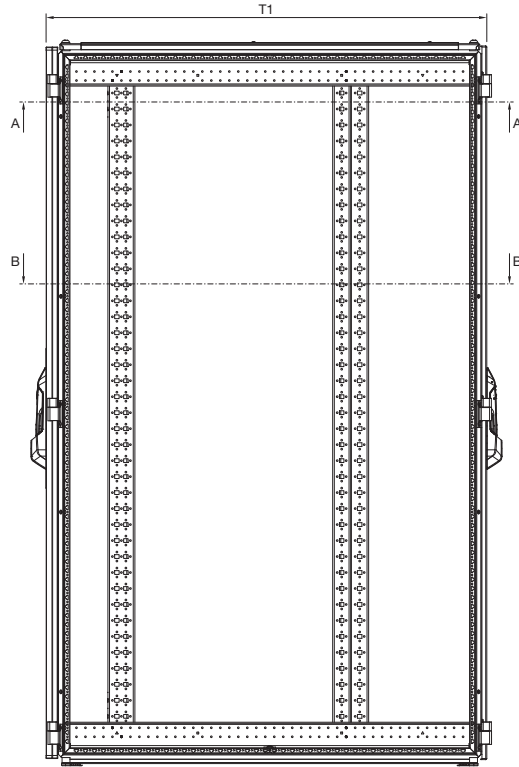
Network/server racks VX IT

with glazed door, with 482.6 mm (19") mounting angles, dynamic, W 800 x D 1200 mm

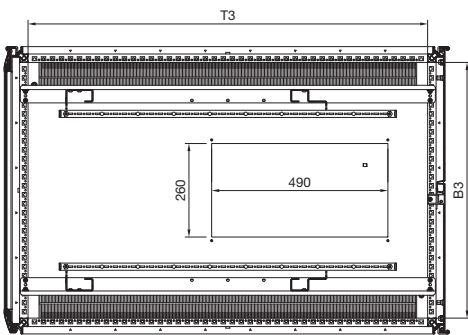
Front view



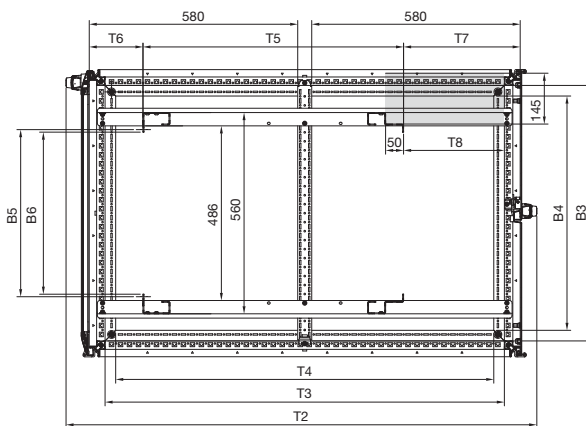
Side view



Section A – A



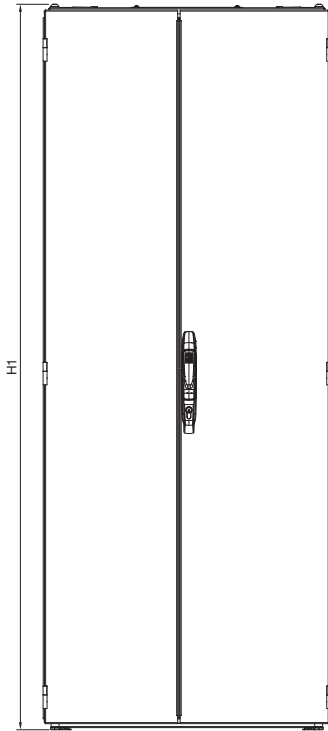
Section B – B



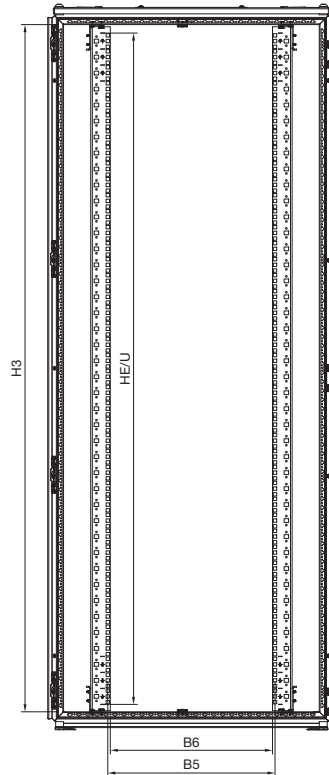
Network/server racks VX IT

with glazed door, with 482.6 mm (19") mounting angles, dynamic, W 800 x D 1200 mm

Rear view



Front view without doors



- B1 = Overall width without side panels
- B2 = Width of front door
- B3 = Clearance of enclosure frame
- B4 = Clearance base opening (footprint of frame excluding levelling feet, inner edge)
- B5 = Mounting dimension 19"
- B6 = Clearance within the 482.6 mm (19") mounting level
- B7 = Footprint of levelling feet (attached to the base frame)
- B8 = Footprint of levelling feet (attached to the frame corner pieces)
- B9 = Footprint of frame excluding levelling feet, outer edge

- H1 = Overall height
- H3 = Clearance of enclosure frame

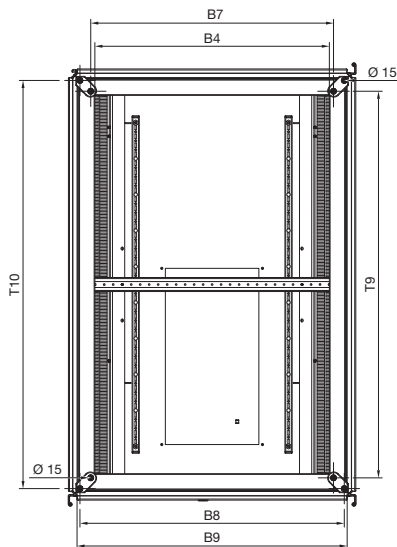
- T1 = Overall depth without handles
- T2 = Overall depth with handles
- T3 = Clearance of enclosure frame
- T4 = Clearance base opening
- T5 = Distance between 482.6 mm (19") mounting levels
- T6 = Clearance in front of 482.6 mm (19") mounting level
- T7 = Clearance behind 482.6 mm (19") mounting level
- T8 = Distance between frame and 482.6 mm (19") mounting level, rear
- T9 = Footprint of levelling feet (attached to the base frame)
- T10 = Footprint of levelling feet (attached to the frame corner pieces)
- T11 = Depth of brush strip

1 Cut-out for fan mounting plate 5502.010

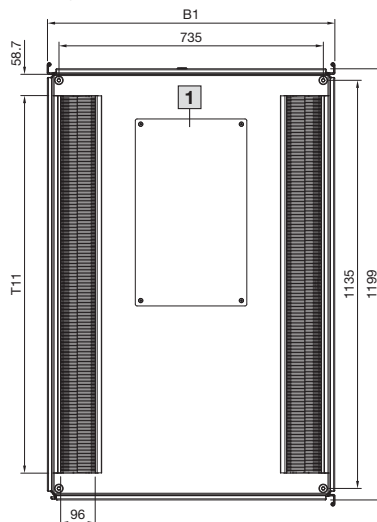
Note:

- With fitted side panels, the overall width B1 is increased by 9 mm
- Depending on the baying connector, the distance between bayed enclosures is either 1 or 3 mm
- Clearance for PDU:
Depth = T8 + 50 mm/width = 145 mm

Bottom view



Top view



Model No. DK	U	Width dimensions mm									Height dimensions mm		Depth dimensions mm										
		B1	B2	B3	B4	B5	B6	B7	B8	B9	H1	H3	T1	T2	T3	T4	T5 ¹⁾	T6 ¹⁾	T7 ²⁾	T8	T9	T10	T11
5311.826	42	799	793	711	652	465	451	675	735	751	2017.5	1911	1225	1310	1111	1052	725	149.5	324.5	280.5	1075	1135	1050

¹⁾ Min. distance 49.5 mm ²⁾ Min. distance 49.5 mm ³⁾ Max. distance 1100 mm