

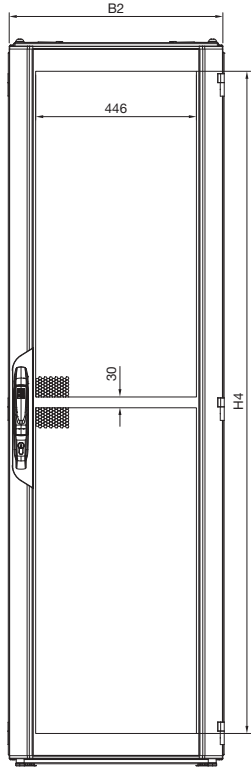
# IT infrastructure

## IT rack systems

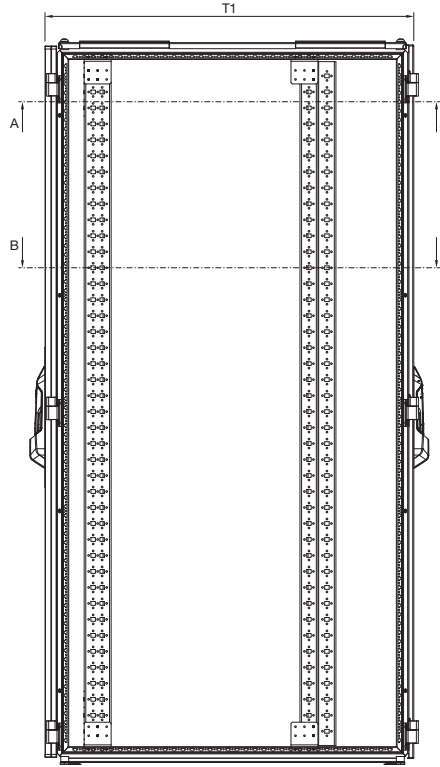
### Network/server racks VX IT

with vented doors, with 482.6 mm (19") mounting angles, dynamic, W 600 x D 1000 mm

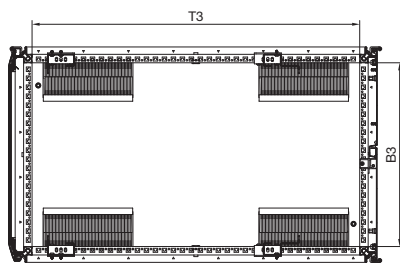
Front view



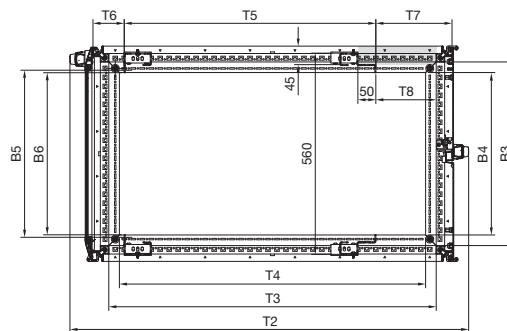
Side view



Section A – A

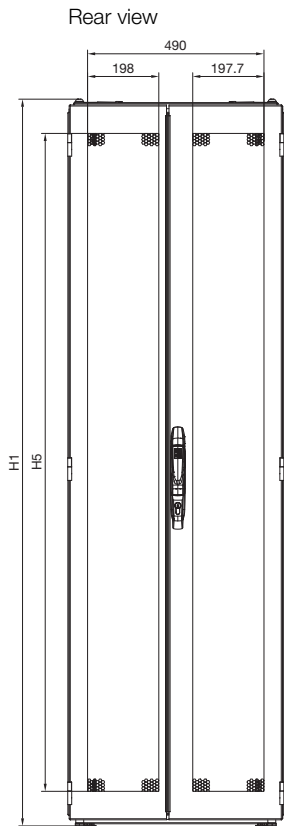


Section B – B

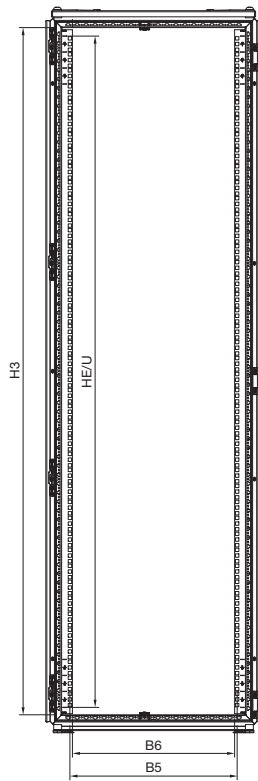


### Network/server racks VX IT

with vented doors, with 482.6 mm (19") mounting angles, dynamic, W 600 x D 1000 mm



Front view without doors



- B1 = Overall width without side panels
- B2 = Width of front door
- B3 = Clearance of enclosure frame
- B4 = Clearance base opening (footprint of frame excluding levelling feet, inner edge)
- B5 = Mounting dimension 19"
- B6 = Clearance within the 482.6 mm (19") mounting level
- B7 = Footprint of levelling feet (attached to the base frame)
- B8 = Footprint of levelling feet (attached to the frame corner pieces)
- B9 = Footprint of frame excluding levelling feet, outer edge

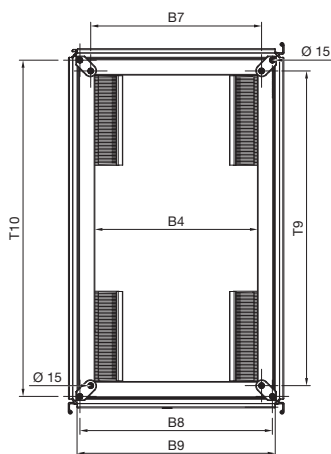
- H1 = Overall height
- H3 = Clearance of enclosure frame
- H4 = Height of vented area, front door
- H5 = Height of vented area, rear door

- T1 = Overall depth without handles
- T2 = Overall depth with handles
- T3 = Clearance of enclosure frame
- T4 = Clearance of base opening
- T5 = Distance between 482.6 mm (19") mounting levels
- T6 = Clearance in front of 482.6 mm (19") mounting level
- T7 = Clearance behind 482.6 mm (19") mounting level
- T8 = Distance between frame and 482.6 mm (19") mounting level, rear
- T9 = Footprint of levelling feet (attached to the base frame)
- T10 = Footprint of levelling feet (attached to the frame corner pieces)
- T11 = Depth of brush strip

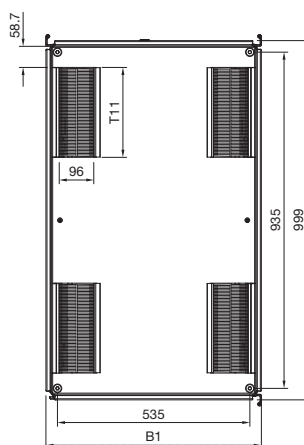
**Note:**

- With fitted side panels, the overall width B1 is increased by 9 mm
- Depending on the baying connector, the distance between bayed enclosures is either 1 or 3 mm
- Clearance for PDU:  
Depth = T8 + 50 mm/width = 45 mm

Bottom view



Top view



Model no. DK	U	Width dimensions mm									Height dimensions mm					Depth dimensions mm									
		B1	B2	B3	B4	B5	B6	B7	B8	B9	H1	H3	H4	H5	T1	T2	T3	T4	T5 <sup>3)</sup>	T6 <sup>1)</sup>	T7 <sup>2)</sup>	T8	T9	T10	T11
5308.813	42	125	593	511	452	465	451	475	535	551	2017.5	1911	1838	1826	1025	1110	911	852	700	87	212	168	875	935	250
5313.813	47	125	593	511	452	465	451	475	535	551	2217.5	2111	2038	2026	1025	1110	911	852	700	87	212	168	875	935	250
5334.813	52	125	593	511	452	465	451	475	535	551	2467.5	2111	2238	2226	1025	1110	911	852	700	87	212	168	875	935	250

<sup>1)</sup> Min. distance 49.5 mm <sup>2)</sup> Min. distance 62 mm <sup>3)</sup> Max. distance 900 mm