

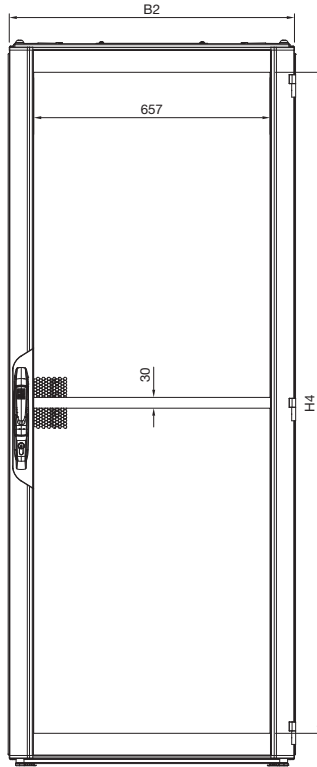
IT infrastructure

IT rack systems

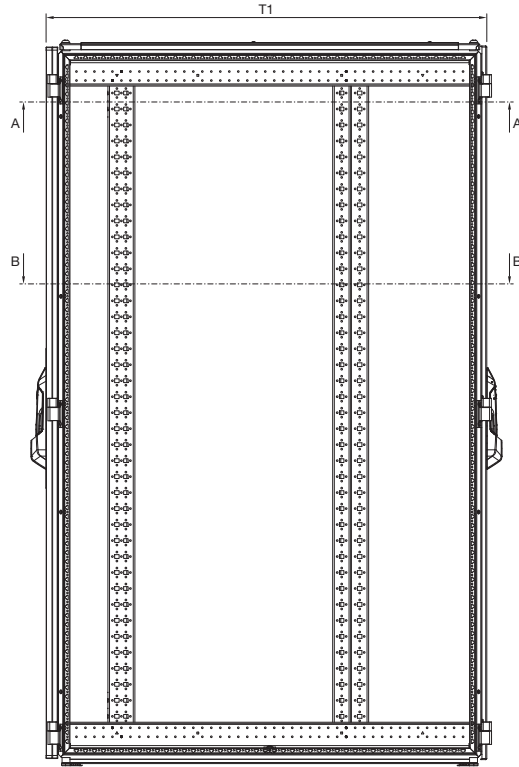
Network/server racks VX IT

with vented doors, with 482.6 mm (19") mounting angles, dynamic, W 800 x D 1200 mm

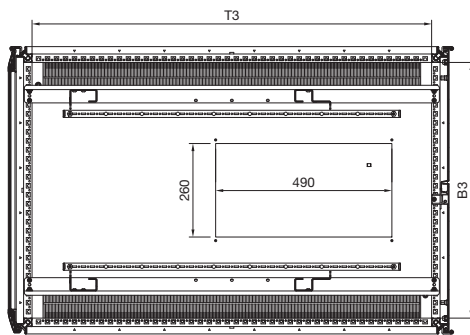
Front view



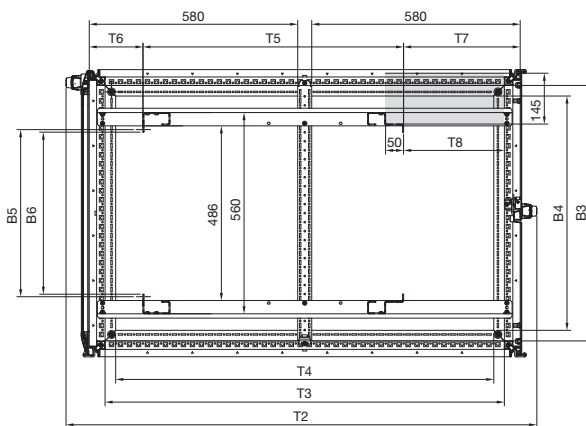
Side view



Section A – A



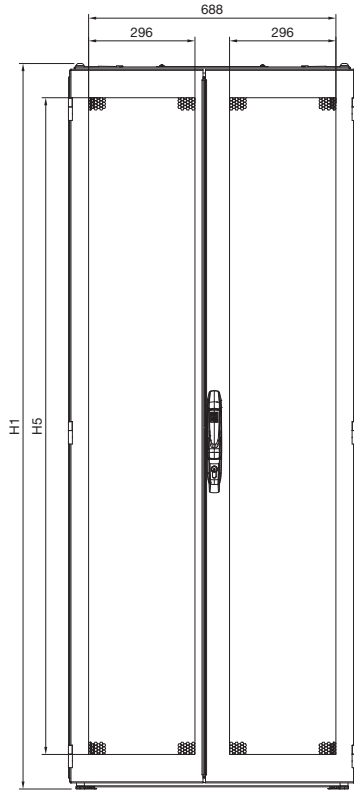
Section B – B



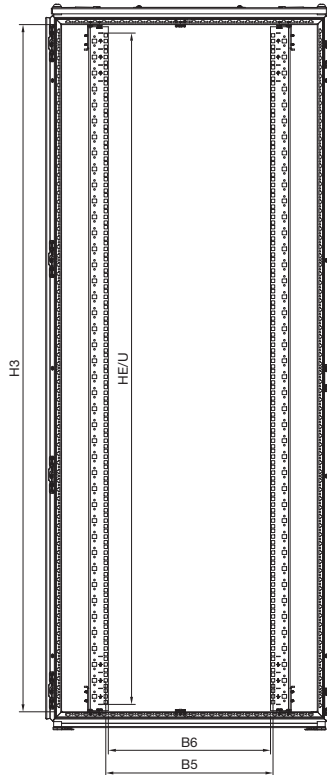
Network/server racks VX IT

with vented doors, with 482.6 mm (19") mounting angles, dynamic, W 800 x D 1200 mm

Rear view



Front view without doors



- B1 = Overall width without side panels
- B2 = Width of front door
- B3 = Clearance of enclosure frame
- B4 = Clearance base opening (footprint of frame excluding levelling feet, inner edge)
- B5 = Mounting dimension 19"
- B6 = Clearance within the 482.6 mm (19") mounting level
- B7 = Footprint of levelling feet (attached to the base frame)
- B8 = Footprint of levelling feet (attached to the frame corner pieces)
- B9 = Footprint of frame excluding levelling feet, outer edge

- H1 = Overall height
- H3 = Clearance of enclosure frame
- H4 = Height of vented area, front door
- H5 = Height of vented area, rear door

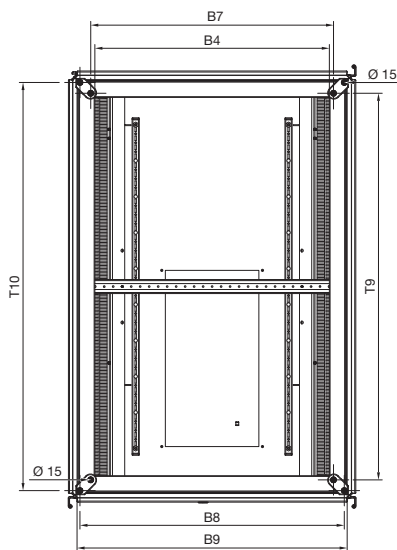
- T1 = Overall depth without handles
- T2 = Overall depth with handles
- T3 = Clearance of enclosure frame
- T4 = Clearance base opening
- T5 = Distance between 482.6 mm (19") mounting levels
- T6 = Clearance in front of 482.6 mm (19") mounting level
- T7 = Clearance behind 482.6 mm (19") mounting level
- T8 = Distance between frame and 482.6 mm (19") mounting level, rear
- T9 = Footprint of levelling feet (attached to the base frame)
- T10 = Footprint of levelling feet (attached to the frame corner pieces)
- T11 = Depth of brush strip

1 Cut-out for fan mounting plate 5502.010

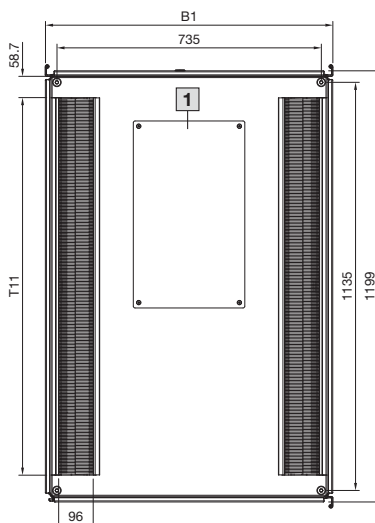
Note:

- With fitted side panels, the overall width B1 is increased by 9 mm
- Depending on the baying connector, the distance between bayed enclosures is either 1 or 3 mm
- Clearance for PDU:
Depth = T8 + 50 mm/width = 145 mm

Bottom view



Top view



Model no. DK	U	Width dimensions mm									Height dimensions mm					Depth dimensions mm										
		B1	B2	B3	B4	B5	B6	B7	B8	B9	H1	H3	H4	H5	T1	T2	T3	T4	T5 ³⁾	T6 ¹⁾	T7 ²⁾	T8	T9	T10	T11	
5311.816	42	799	793	711	652	465	451	675	735	751	2017.5	1911	1838	1826	1225	1310	1111	1052	725	149.5	324.5	280.5	1075	1135	1050	
5316.816	47	799	793	711	652	465	451	675	735	751	2217.5	2111	2038	2026	1225	1310	1111	1052	725	149.5	324.5	280.5	1075	1135	1050	
5333.816	52	799	793	711	652	465	451	675	735	751	2467.5	2361	2288	2276	1225	1310	1111	1052	725	149.5	324.5	280.5	1075	1135	1050	

¹⁾ Min. distance 49.5 mm ²⁾ Min. distance 49.5 mm ³⁾ Max. distance 1100 mm