

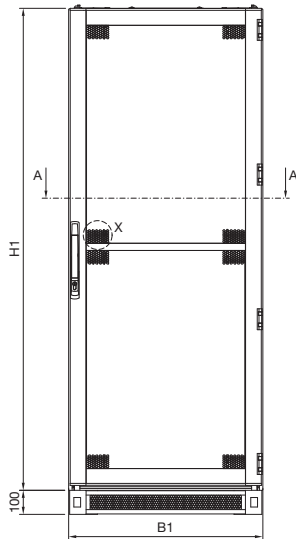
Enclosures

IT enclosure systems

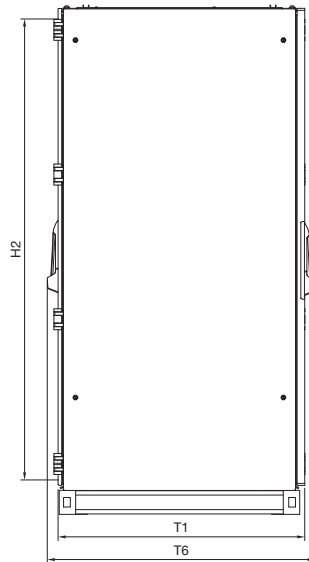
Network/server enclosures TS IT

with vented door, pre-configured, with 482.6 mm (19") mounting frame, width 800 mm

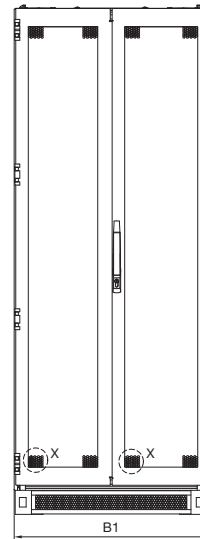
Front view



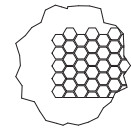
Side view



Rear view

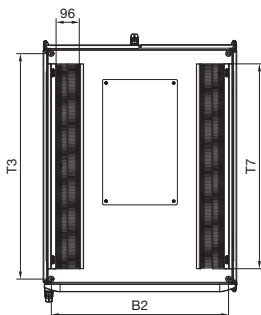


Detail X

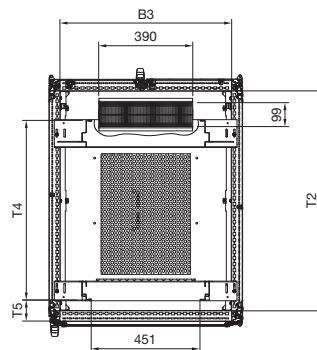


Vented surface area approx. 85% perforated

Top view



Section A – A



Enclosure

- B1 = Overall width
- B2 = Roof attachment spacing
- B3 = Clearance of enclosure frame
- H1 = Overall height
- H2 = Clearance of enclosure frame
- T1 = Overall depth
- T2 = Clearance of enclosure frame
- T3 = Roof attachment spacing
- T4 = Distance between 482.6 mm (19") levels
- T5 = Distance between frame and 482.6 mm (19") level
- T6 = Overall depth with handles
- T7 = Length of brush strips

Model No. DK	U	Width dimensions mm			Height dimensions mm		Depth dimensions mm						
		B1	B2	B3	H1	H2	T1	T2	T3	T4	T5	T6	T7
5509.161	42	806	735	712	1998.5	1912	1024	912	935	745	87	1111	850